



Features:

- 6mm (1/4") Square, Single-Turn.
- Cermet Trimmer/Industrial/Sealed.
- Higher rated power thanks to the use of cermet resistor element.
- Excellent reliability for heat and humidity.
- Tighter resistance tolerances available.
- RoHS compliant version available, add suffix "LF" to part number.



Characteristics:

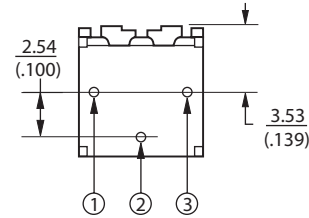
Electrical Characteristics	
Standard Resistance Range	10Ω ~2MΩ
Resistance Tolerance	±10%
Absolute Minimum Resistance	≤1% or 10Ω (whichever is greater)
Contact Resistance Variation	CRV ≤ 3% or 5Ω (whichever is greater)
Insulation Resistance	R1 ≥ 1GΩ (500Vac)
Withstand Voltage	700Vac
Effective Travel	250°
Environmental Characteristics	
Power Rating(315 volts max)	0.50W @ 70°C 0W @ 125°C
Temperature Range	-55°C ~ 125°C
Temperature Coefficient	±100ppm/°C
Temperature Variation	-55°C, 30min, +125°C 30min 5 cycles ΔR ≤ 5%R, Δ(Uab/Uac) ≤ 5%
Vibration	10 ~ 500Hz, 0.75mm, 6h ΔR ≤ 5%R, Δ(Uab, Uac) ≤ 7.5%
Collision	390m/s², 4000 cycles, ΔR ≤ 5%R
Electrical Endurance at 70°C	0.50W @ 70°C 1000h, ΔR ≤ 10%R R1 ≤ 1000MΩ
Rotational Life	200 cycles ΔR ≤ 10%R CRV ≤ 3% or 5Ω
Physical Characteristics	
Starting Torque	≤ 30mN
Marking	Resistance Code, Model, DC
Standard Packaging	50pcs, per tube

Dimensions:

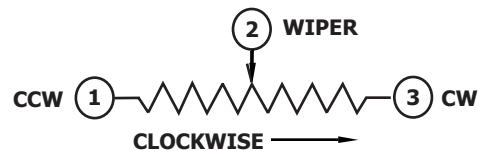
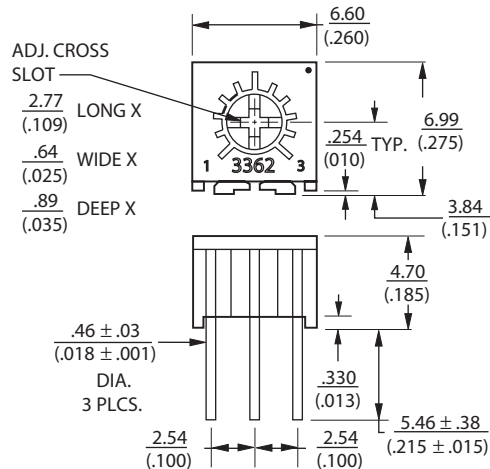
Tolerances: ±0.25mm(0.01") IF NOT IDENTIFIED

Units of dimensions: $\frac{\text{mm}}{\text{(inches)}}$

Install Dimensions:



Common Dimensions:



Part Numbering System

Part Number	Resistance (Ohms)	Part Number	Resistance (Ohms)
P3362P-1-100__	10	P3362P-1-203__	20,000
P3362P-1-200__	20	P3362P-1-253__	25,000
P3362P-1-500__	50	P3362P-1-503__	50,000
P3362P-1-101__	100	P3362P-1-104__	100,000
P3362P-1-201__	200	P3362P-1-204__	200,000
P3362P-1-501__	500	P3362P-1-254__	250,000
P3362P-1-102__	1,000	P3362P-1-504__	500,000
P3362P-1-202__	2,000	P3362P-1-105__	1,000,000
P3362P-1-502__	5,000	P3362P-1-205__	2,000,000
P3362P-1-103__	10,000		

Nil = 90% Tin, 10% Lead plated
LF = 100% Tin plated (RoHS compliant)

Specifications are subject to change without notice.
Customers should verify actual device performance in their specific applications.